

© International Baccalaureate Organization 2022

All rights reserved. No part of this product may be reproduced in any form or by any electronic or mechanical means, including information storage and retrieval systems, without the prior written permission from the IB. Additionally, the license tied with this product prohibits use of any selected files or extracts from this product. Use by third parties, including but not limited to publishers, private teachers, tutoring or study services, preparatory schools, vendors operating curriculum mapping services or teacher resource digital platforms and app developers, whether fee-covered or not, is prohibited and is a criminal offense.

More information on how to request written permission in the form of a license can be obtained from <https://ibo.org/become-an-ib-school/ib-publishing/licensing/applying-for-a-license/>.

© Organisation du Baccalauréat International 2022

Tous droits réservés. Aucune partie de ce produit ne peut être reproduite sous quelque forme ni par quelque moyen que ce soit, électronique ou mécanique, y compris des systèmes de stockage et de récupération d'informations, sans l'autorisation écrite préalable de l'IB. De plus, la licence associée à ce produit interdit toute utilisation de tout fichier ou extrait sélectionné dans ce produit. L'utilisation par des tiers, y compris, sans toutefois s'y limiter, des éditeurs, des professeurs particuliers, des services de tutorat ou d'aide aux études, des établissements de préparation à l'enseignement supérieur, des fournisseurs de services de planification des programmes d'études, des gestionnaires de plateformes pédagogiques en ligne, et des développeurs d'applications, moyennant paiement ou non, est interdite et constitue une infraction pénale.

Pour plus d'informations sur la procédure à suivre pour obtenir une autorisation écrite sous la forme d'une licence, rendez-vous à l'adresse <https://ibo.org/become-an-ib-school/ib-publishing/licensing/applying-for-a-license/>.

© Organización del Bachillerato Internacional, 2022

Todos los derechos reservados. No se podrá reproducir ninguna parte de este producto de ninguna forma ni por ningún medio electrónico o mecánico, incluidos los sistemas de almacenamiento y recuperación de información, sin la previa autorización por escrito del IB. Además, la licencia vinculada a este producto prohíbe el uso de todo archivo o fragmento seleccionado de este producto. El uso por parte de terceros —lo que incluye, a título enunciativo, editoriales, profesores particulares, servicios de apoyo académico o ayuda para el estudio, colegios preparatorios, desarrolladores de aplicaciones y entidades que presten servicios de planificación curricular u ofrezcan recursos para docentes mediante plataformas digitales—, ya sea incluido en tasas o no, está prohibido y constituye un delito.

En este enlace encontrará más información sobre cómo solicitar una autorización por escrito en forma de licencia: <https://ibo.org/become-an-ib-school/ib-publishing/licensing/applying-for-a-license/>.

Mathematics: analysis and approaches
Standard level
Paper 1

Friday 6 May 2022 (afternoon)

Candidate session number

--	--	--	--	--	--	--	--	--	--

1 hour 30 minutes

Instructions to candidates

- Write your session number in the boxes above.
- Do not open this examination paper until instructed to do so.
- You are not permitted access to any calculator for this paper.
- Section A: answer all questions. Answers must be written within the answer boxes provided.
- Section B: answer all questions in the answer booklet provided. Fill in your session number on the front of the answer booklet, and attach it to this examination paper and your cover sheet using the tag provided.
- Unless otherwise stated in the question, all numerical answers should be given exactly or correct to three significant figures.
- A clean copy of the **mathematics: analysis and approaches formula booklet** is required for this paper.
- The maximum mark for this examination paper is **[80 marks]**.



Please **do not** write on this page.

Answers written on this page
will not be marked.



16EP02

Full marks are not necessarily awarded for a correct answer with no working. Answers must be supported by working and/or explanations. Where an answer is incorrect, some marks may be given for a correct method, provided this is shown by written working. You are therefore advised to show all working.

Section A

Answer **all** questions. Answers must be written within the answer boxes provided. Working may be continued below the lines, if necessary.

1. [Maximum mark: 5]

The following table shows values of $f(x)$ and $g(x)$ for different values of x .

Both f and g are one-to-one functions.

x	-2	0	3	4
$f(x)$	8	4	0	-3
$g(x)$	-5	-2	4	0

- (a) Find $g(0)$. [1]
- (b) Find $(f \circ g)(0)$. [2]
- (c) Find the value of x such that $f(x) = 0$. [2]

.....

.....

.....

.....

.....

.....

.....

.....

.....

.....

.....

.....

.....

.....

.....

.....

.....

.....

.....

.....

.....

.....



2. [Maximum mark: 5]

The n^{th} term of an arithmetic sequence is given by $u_n = 15 - 3n$.

- (a) State the value of the first term, u_1 . [1]
- (b) Given that the n^{th} term of this sequence is -33 , find the value of n . [2]
- (c) Find the common difference, d . [2]

.....

.....

.....

.....

.....

.....

.....

.....

.....

.....

.....

.....

.....

.....

.....

.....



4. [Maximum mark: 6]

A function f is defined by $f(x) = \frac{2x-1}{x+1}$, where $x \in \mathbb{R}$, $x \neq -1$.

(a) The graph of $y = f(x)$ has a vertical asymptote and a horizontal asymptote.

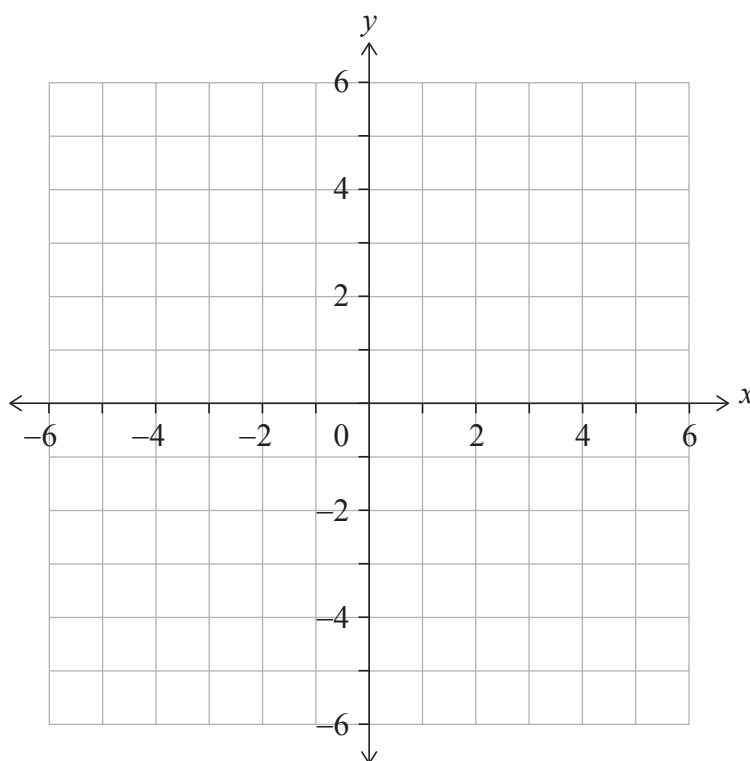
Write down the equation of

(i) the vertical asymptote;

(ii) the horizontal asymptote. [2]

(b) On the set of axes below, sketch the graph of $y = f(x)$.

On your sketch, clearly indicate the asymptotes and the position of any points of intersection with the axes. [3]



(c) Hence, solve the inequality $0 < \frac{2x-1}{x+1} < 2$. [1]

(This question continues on the following page)



16EP06

(Question 4 continued)

.....

.....

.....

.....

.....

.....

.....

.....

.....

.....

.....

.....

.....

.....



5. [Maximum mark: 5]

Find the least positive value of x for which $\cos\left(\frac{x}{2} + \frac{\pi}{3}\right) = \frac{1}{\sqrt{2}}$.

.....

.....

.....

.....

.....

.....

.....

.....

.....

.....

.....

.....

.....

.....

.....



16EP08

6. [Maximum mark: 7]

Consider the binomial expansion $(x + 1)^7 = x^7 + ax^6 + bx^5 + 35x^4 + \dots + 1$ where $x \neq 0$ and $a, b \in \mathbb{Z}^+$.

(a) Show that $b = 21$. [2]

The third term in the expansion is the mean of the second term and the fourth term in the expansion.

(b) Find the possible values of x . [5]

.....

.....

.....

.....

.....

.....

.....

.....

.....

.....

.....

.....

.....

.....

.....

.....



16EP09

Turn over

Please **do not** write on this page.

Answers written on this page
will not be marked.



16EP10

Do **not** write solutions on this page.

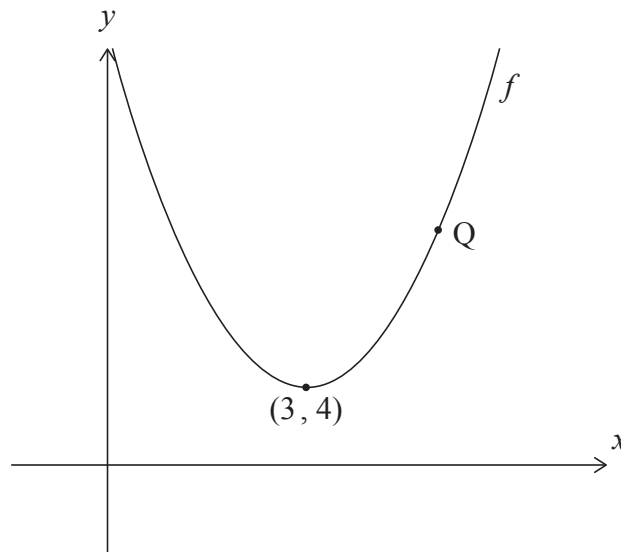
Section B

Answer **all** questions in the answer booklet provided. Please start each question on a new page.

7. [Maximum mark: 15]

The following diagram shows part of the graph of a quadratic function f .

The graph of f has its vertex at $(3, 4)$, and it passes through point Q as shown.



- (a) Write down the equation of the axis of symmetry. [1]
- (b) The function can be written in the form $f(x) = a(x - h)^2 + k$.
 - (i) Write down the values of h and k .
 - (ii) Point Q has coordinates $(5, 12)$. Find the value of a . [4]

The line L is tangent to the graph of f at Q.

- (c) Find the equation of L . [4]

Now consider another function $y = g(x)$. The derivative of g is given by $g'(x) = f(x) - d$, where $d \in \mathbb{R}$.

- (d) Find the values of d for which g is an increasing function. [3]
- (e) Find the values of x for which the graph of g is concave-up. [3]

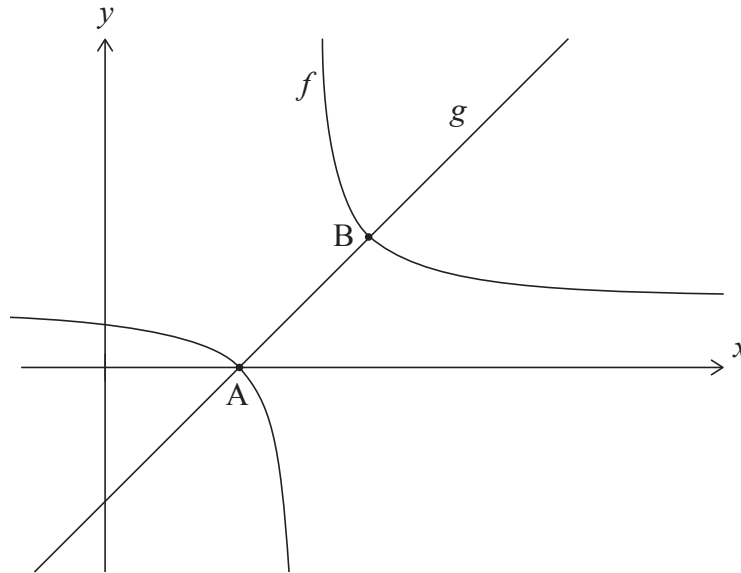


Do **not** write solutions on this page.

8. [Maximum mark: 15]

Consider the functions $f(x) = \frac{1}{x-4} + 1$, for $x \neq 4$, and $g(x) = x - 3$ for $x \in \mathbb{R}$.

The following diagram shows the graphs of f and g .



The graphs of f and g intersect at points A and B. The coordinates of A are $(3, 0)$.

(a) Find the coordinates of B.

[5]

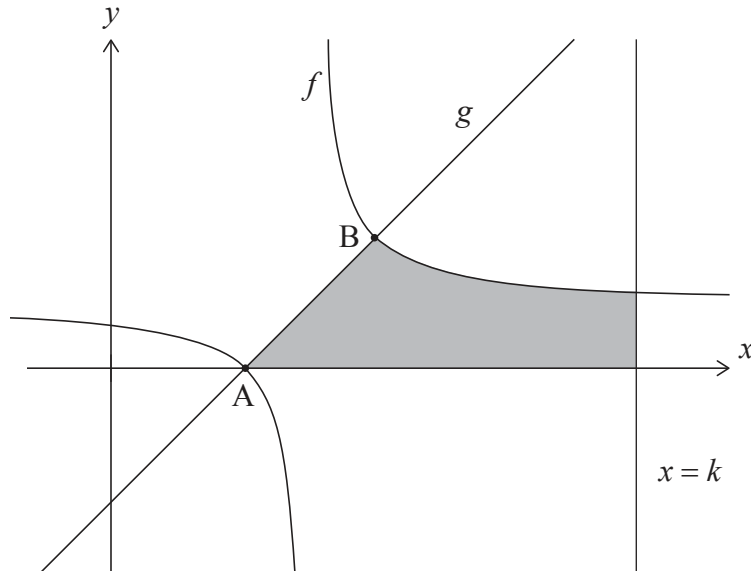
(This question continues on the following page)



Do **not** write solutions on this page.

(Question 8 continued)

In the following diagram, the shaded region is enclosed by the graph of f , the graph of g , the x -axis, and the line $x = k$, where $k \in \mathbb{Z}$.



The area of the shaded region can be written as $\ln(p) + 8$, where $p \in \mathbb{Z}$.

(b) Find the value of k and the value of p .

[10]



16EP13

Turn over

Do **not** write solutions on this page.

9. [Maximum mark: 16]

A biased four-sided die with faces labelled 1, 2, 3 and 4 is rolled and the result recorded. Let X be the result obtained when the die is rolled. The probability distribution for X is given in the following table where p and q are constants.

x	1	2	3	4
$P(X=x)$	p	0.3	q	0.1

For this probability distribution, it is known that $E(X) = 2$.

(a) Show that $p = 0.4$ and $q = 0.2$. [5]

(b) Find $P(X > 2)$. [2]

Nicky plays a game with this four-sided die. In this game she is allowed a maximum of five rolls. Her score is calculated by adding the results of each roll. Nicky wins the game if her score is at least ten.

After three rolls of the die, Nicky has a score of four.

(c) Assuming that rolls of the die are independent, find the probability that Nicky wins the game. [5]

David has two pairs of unbiased four-sided dice, a yellow pair and a red pair.

Both yellow dice have faces labelled 1, 2, 3 and 4. Let S represent the sum obtained by rolling the two yellow dice. The probability distribution for S is shown below.

s	2	3	4	5	6	7	8
$P(S=s)$	$\frac{1}{16}$	$\frac{2}{16}$	$\frac{3}{16}$	$\frac{4}{16}$	$\frac{3}{16}$	$\frac{2}{16}$	$\frac{1}{16}$

The first red die has faces labelled 1, 2, 2 and 3. The second red die has faces labelled 1, a , a and b , where $a < b$ and $a, b \in \mathbb{Z}^+$. The probability distribution for the sum obtained by rolling the red pair is the same as the distribution for the sum obtained by rolling the yellow pair.

(d) Determine the value of b . [2]

(e) Find the value of a , providing evidence for your answer. [2]

References:



Please **do not** write on this page.

Answers written on this page
will not be marked.



16EP15

Please **do not** write on this page.

Answers written on this page
will not be marked.



16EP16